

# SONGLE RELAY

	<b>RELAY ISO9002</b>	<b>SRI</b>
---	----------------------	------------



## 1. MAIN FEATURES

- SRI series relay covers switching capacity from dry circuit by 10A to comply with user's wide selection.
- 2.54mm terminal pitch employment equal to I.C. terminal pitch.
- Employment of suitable plastic materials to be applied to high temperature and various chemical solutions.
- Complete protective construction from dust and soldering flux. If required. Plastic epoxy resin sealed type is available for washing procedure

## 2. APPLICATIONS

- Cooling Appliance, air conditioner, audio equipment, domestic appliance, car control unit, etc.

## 3. ORDERING INFORMATION

SRI	XX VDC	S	D	C
Model of relay	Nominal coil voltage	Structure	Coil sensitivity	Contact form
SRI	03、05、06、09、12、18、24、48VDC	S:Sealed type	D:0.45W	A:1 form A
		F:Flux free type		B:1 form B
				C:1 form C

## 4. RATING

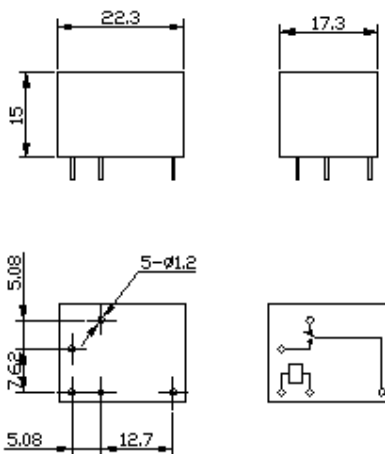
10A/125VAC 28VDC

5A/240VAC 28VDC

## 5. DIMENSION (unit:mm)

### DRILLING (unit:mm)

### WIRING DIAGRAM



## 6. COIL DATA CHART (AT20°C)

Coil Sensitivity	Coil Voltage Code	Nominal Voltage (VDC)	Nominal Current (mA)	Coil Resistance ( $\Omega$ ) $\pm 10\%$	Power Consumption (W)	Pull-In Voltage (VDC)	Drop-Out Voltage (VDC)	Max-Allowable Voltage (VDC)
Standard Sensitivity	03	3	150	20	abt. 0.45 W	75% Max.	10% Min.	130%
	05	5	89	56				
	06	6	75	80				
	09	9	50	180				
	12	12	37.5	320				
	18	18	25	720				
	24	24	18.8	1280				
	48	48	12.6	3800	abt. 0.61W			

## 7. CONTACT RATING

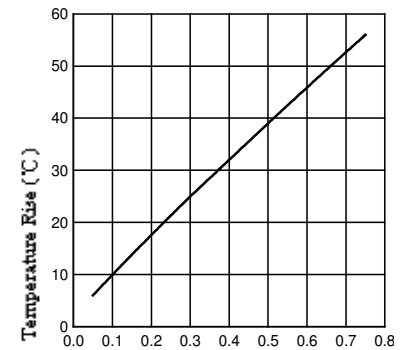
Item	Type	SRI
Contact Capacity		10A 120VAC
Resistive Load ( $\cos\Phi=1$ )		10A 28VDC
Rated Carrying Current		10A
Max. Allowable Voltage		250VAC , 110VDC
Max. Allowable Current		10A
Max. Allowable Power Force		1200VA , 280W
Referenced Min. Applicab Load		5VDC , 100mA
Contact Material		AgCdO

## 8. PERFORMANCE (at initial value)

Item	Type	SRI
Contact Resistance		50m $\Omega$ Max.
Operation Time		8msec Max.
Release Time		4 msec Max.
Dielectric Strength		
Between coil & contact		2000VAC 50/60Hz (1 minute)
Between contacts		1000VAC 50/60Hz (1minute)
Surge Resistiveness		3500V(between coil & contacts 1 $\times$ 40 usec.)
Insulation Resistance		100 M $\Omega$ Min. (500VDC)
Max.ON/OFF Switching		
Mechanically		300 operation/min
Electrically		30 operation/min
Operating Ambient Temperature		-25 to +70°C
Operating Humidity		45 to 85% RH
Coil Temperature Rise		50 deg. Max.
Vibration		
Endurance		10 to 55HZ Double Amplitude 1.5mm
Error Operation		10 to 55HZ Double Amplitude 1.5mm
Shock		
Endurance		1000m/sec <sup>2</sup> (abt. 100G)
Error Operation		100m/sec <sup>2</sup> (abt. 10G)
Life Expectancy		
Mechanically		10 <sup>7</sup> operations. Min. (no load)
Electrically		10 <sup>5</sup> operations. Min. (at rated coil voltage)
Weight		abt. 10grs.

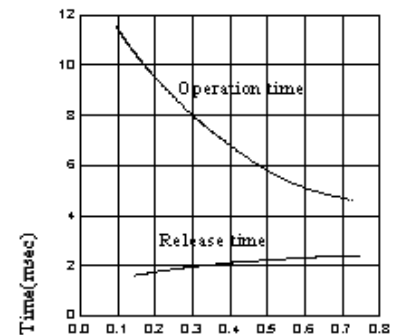
## 9. REFERENCE DATA

Coil Temperature Rise



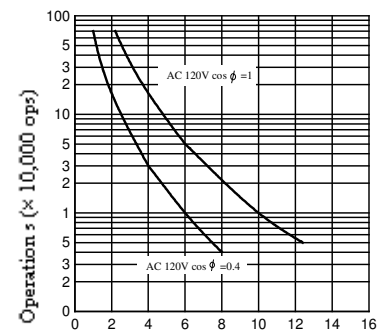
Coil Power (W)

Operation Time



Coil Power (W)

Life Expectancy



Current of Load (A)