

SONGLE RELAY



RELAY ISO9002

SLC



1. MAIN FEATURES

- Up to 30A switching in SPST and 20A switching in SPDT arrangements.
- Available as an open-frame relay, with a snap-on dust cover or with an immersion cleanable, plastic sealed case.
- Meets UL508 spacing requirements.

2. APPLICATIONS

- Used for power switching, Electrical Heater, ventilator, Air conditioning, Refrigerating, Automobile and House-hold Appliance.

3. ORDERING INFORMATION

SLC	XX VDC	S	L	C
Model of relay	Nominal coil voltage	Structure	Coil sensitivity	Contact form
SLC	05、06、09、12、18、24VDC	S:Sealed type	L:0.93W	A:1 form A
		F:Flux free type	D:Special	B:1 form B
				C:1 form C

4. RATING

20A/30VDC 250VAC 30A/30VDC 250VAC

CCEE FILE NUMBER: CQC03001003728 30A/250VDC

UL /CUL FILE NUMBER: E179944

NO:20A/240VAC 28VDC NC:10A/240VAC 28VDC

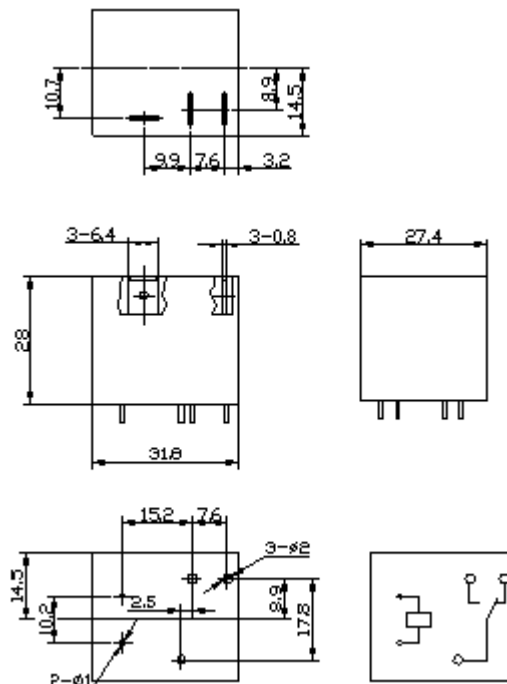
TUV FILE NUMBER: R50056114

NO:30A/250VAC 30VDC NC:20A/250VAC 30VDC

5. DIMENSION (unit:mm)

DRILLING (unit:mm)

WIRING DIAGRAM



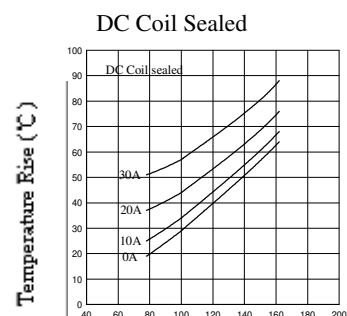
6. COIL DATA CHART (AT20°C)

Coil Sensitivity	Coil Voltage Code	Nominal Voltage	Nominal Current (mA)	Coil Resistance	Power Consumption	Pull-In Voltage	Drop-Out Voltage	Max-Allowable Voltage
SLC	VDC	VDC	mA	$\Omega \pm 10\%$	VA	VDC	VDC	VDC
	05	5	185	27	abt. 0.93	75%Max.	10%Max.	130%
	06	6	150	40				
	09	9	93	97				
	12	12	77	155				
	24	24	36	660				

7. CONTACT RATING

Item \ Type	SLC			
	FORM A	FORM B	FORM C	
			N/O	N/C
Resistive Load ($\cos\Phi=1$) General Motor	30A 250VAC	15A 250VAC	20A 250VAC	10A 250VAC
	30A 30VDC	10A 30VDC	20A 30VDC	10A 30VDC
	250VAC	250VAC	250VAC	250VAC
	2HP	0.5HP	2HP	0.5HP
Motor	120VAC	120VAC	120VAC	120VAC
	1HP	0.25HP	1HP	0.25HP
Ballast	10A 277VAC	3A 277VAC	10A 277VAC	3A 277VAC
LRA/FLA	250VAC 80/30	250VAC 30/10	250VAC 50/20	250VAC 20/7

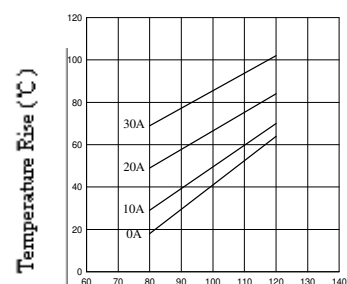
9. REFERENCE DATA



Coil Voltage (% of Nominal Voltage)

8. PERFORMANCE (at initial value)

Item \ Type	SLC
Contact Resistance	100m Ω Max.
Operation Time	15msec Max.
Release Time	10msec Max.
Dielectric Strength	
Between coil & contact	2000VAC
Between contacts	1500VAC
Insulation Resistance	100 M Ω Min. (500VDC)
Max. ON/OFF Switching	
Mechanically	300 operation/min
Electrically	30 operation/min
Operating Ambient Temperature	-40° to +85°C (operating)
Operating Humidity	45 to 80% RH
Coil Temperature Rise	60 deg. Max.
Vibration	
Endurance	10 to 55HZ Double Amplitude 1.5mm
Error Operation	10 to 55HZ Double Amplitude 1.5mm
Shock	
Endurance	1000 m/sec (abt. 100g's)
Error Operation	100 m/sec (abt. 10g's)
Life Expectancy	
Mechanically	10 ⁷
Electrically	10 ⁵
Weight	abt. 34grs.
UL File No.	E179944



Coil Voltage (% of Nominal Voltage)